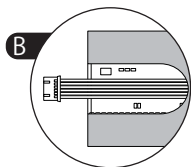
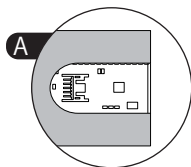
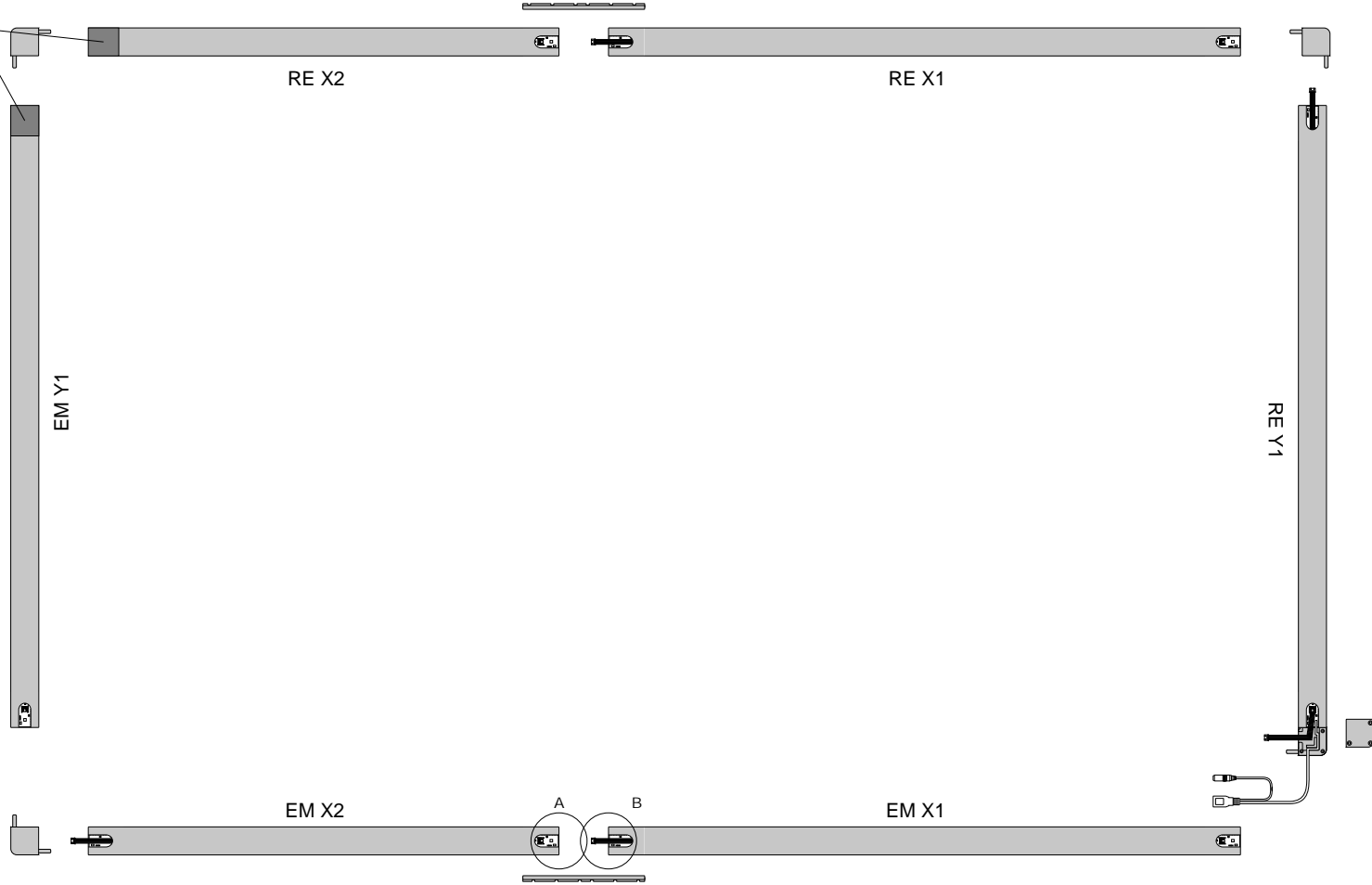


Frontside

This drawing and information here in is the property of PQ Labs,Inc. and is to be used in confidence. It shall not be copied or given to any third party without written permission from PQ Labs,Inc.

<b>PQ Labs</b>		Released Date	2011-6-1
Title	PR2021 81.77"	Input Dimension	1809 X 1020.60 mm
Projection		Actual Dimension	1809 X 1020.60 mm

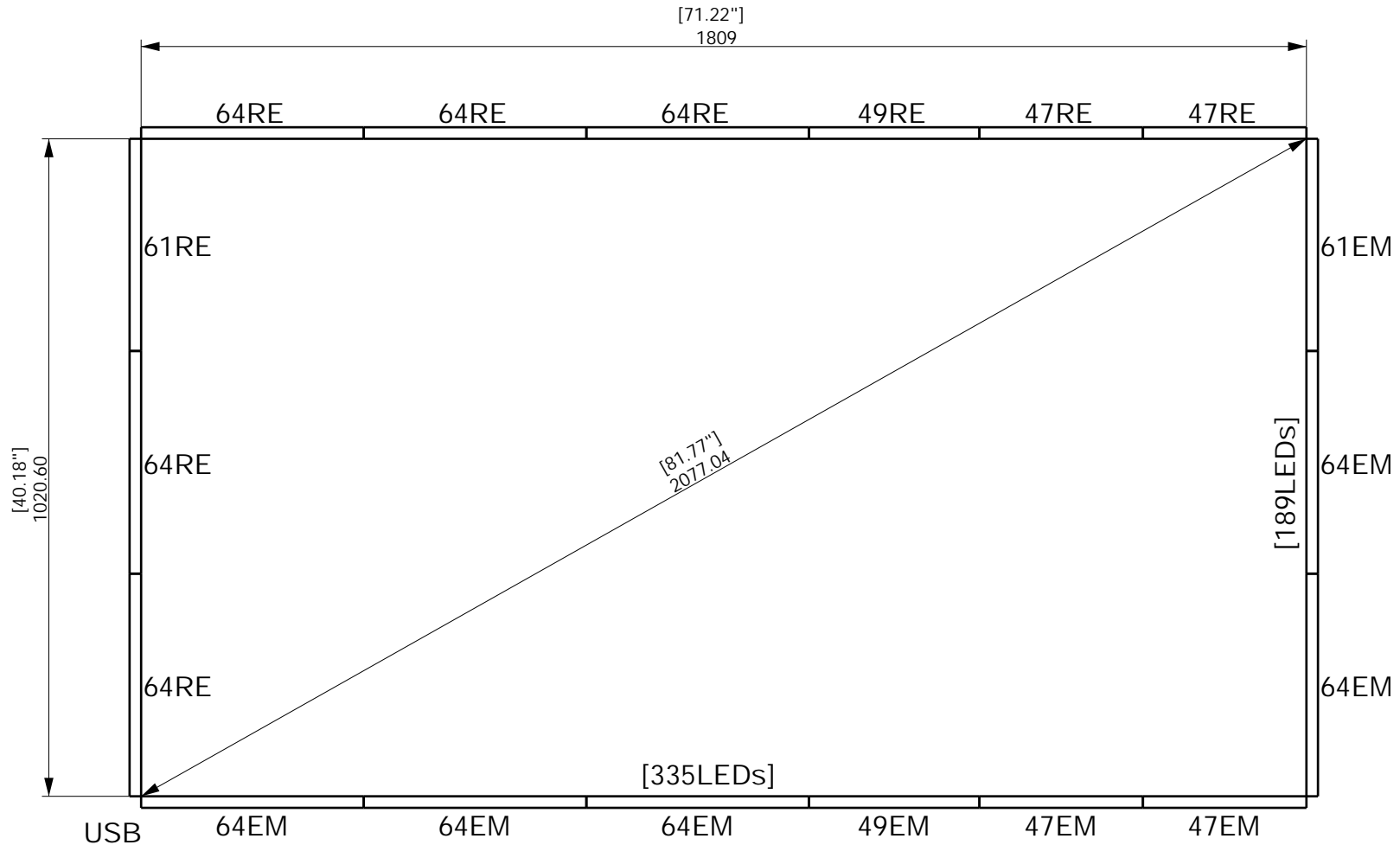
Don't tear off the black tape  
No data cable connected



Backside

This drawing and information here in is the property of PQ Labs, Inc. and is to be used in confidence. It shall not be copied or given to any third party without written permission from PQ Labs, Inc.

<b>PQ Labs</b> Detail Sketch		Released Date	2011-6-1
Title	PR2021 81.77"	Input Dimension	1809 X 1020.60 mm
		Actual Dimension	1809 X 1020.60 mm



**Data:**

LEDs per PCB: 64    LED width (including spaces): 5.4 mm

Bord cut-off limitations(LEDs remain no less than):

Main: 44    RE: 44    EM: 44

mm

<b>PQ Labs</b> Split Joint Planner		Released Date	2011-6-1
Title	PR2021 81.77"	Input Dimension	1809 X 1020.60 mm
		Actual Dimension	1809 X 1020.60 mm